


How to DIY GPSV2 compatible with GPSV1


1. There blow picture is FrSky GPS V2




2. Cut heat shrinkable film packaging carefully like following picture



3. Find this through holes




4. Weld a line in right place



5. Just like this



6. Power supply GPS sensor via S.PORT, connection the +, - to Battery



7. The other end of the wire is connected to Frsky HUB in the correct position
Please be close attention do not connected in wrong pin!!!



8. The full view

